


2019

2019 12

	1
	1
1	1
2	2
	5
1	5
2	8
	9
1	9
2	11
	11
1	11
2	12



光华管理学院
Guanghua School of Management



1

2

9

8

2

3

2019

4



光华管理学院
Guanghua School of Management

2

2019			31	28
	3	A	5	B
	1			13

English Article

[1] , J. Li and P.-S. Zhong, (2019) Two-Sample and ANOVA Tests for High Dimensional Means, , Vol. 47, No. 3, 1443-1474.

A

[2] Mao, X., and Wong, R, (2019) Matrix Completion with Covariate Information, Vol. 114, No. 525, 198–210.

A

[3] Gao, Z., Ma, Y., , and Yao, Q. (2019) Banded spatio-temporal autoregressions, , 208(1): 211-230.

[4] Zhu, X., Chang, X., Li, R., and (2019) Portal nodes screening for large scale social networks, , 209(2): 145-157.

[5] Xu, K., Wang, J., Pan, R., and (2019) Photographic diary: A new estimation approach to pm2.5 monitoring, , 12(3):387-395.

[6] Sun, L., Zheng, X., Jin, Y., Jiang, M., and (2019) Estimating promotion effects using big data: A partially profiled LASSO model with endogeneity correction, , 50(4):816-846. B

[7] Zhou, J., Zhou, J., Ding, Y., and (2019) The magic of danmaku: A social interaction perspective of gift sending on live streaming platforms, , 34.

[8] Zhu, X., Wang, W., , and Wolfgang Karl Hardle, (2019) Network quantile autoregression, , 212(1):345-358.

- [9] Chang, X., Huang, D., and (2019) A popularity scaled latent space model for large-scale directed social network, , 29(3):1277-1299. **B**
- [10] Chen, Yu; Pan, Rui; Guan, Rong; , (2019) A case study for Beijing point of interest data using group linked Cox process, , 12(2):331-344.
- [11] Liu, Weiyi; , (2019) Volatility Estimation and Jump Testing via Realized Information Variation, , 40(5):753-787.
- [12] ; Wu, Linjia, (2019) Exact simulation of the Ornstein-Uhlenbeck driven stochastic volatility model, , 275(2):768-779. **B**
- [13] ; Ye, Yongxin, (2019) Pricing and Exercising American Options: an Asymptotic Expansion Approach, , 107. **B**
- [14] Li, Shuo; , (2019) A joint test for parametric specification and independence in nonlinear regression models, , 38(10):1202-1215. **B**
- [15] ; Tae-Hwy Lee, (2019) Forecasting using supervised factor models, , 4(1):12-27.
- [16] Chen, Ye; , (2019) Is Stock Price Correlated with Oil Price? Spurious Regressions with Moderately Explosive Processes, , 81(5):1012-1044. **B**
- [17] Shuo Li a and (2019) A Simple Joint Test for Parametric Specification and Independence in Nonlinear Regression Models, , 38(10):1202-1215. **B**
- [18] Yu Ren, , Yanping Yi, (2019) Balanced Predictive Regressions, , 54:118-142. **B**

[19] , Ying Wang, (2020) Heteroskedastic functional coefficient regress

A

[28] Zhang, Junni L.; Bryant, John; Nissen, Kirsten, Bayesian small area demography, Survey Methodology, 45(1):13-29.

[1]

32 2 67-76

[2]

, PM2.5 ---
11 39

A

[3]

39 4 839-853

A

[1]

1

2019

30

1	2019/2/28	Ao Wang	Center for Research in Economics and Statistics	Identification and Estimation of Demand for Bundles: The Case of the RTE Cereal Industry
2	2019/3/14	Yijie Peng	Peking University	Distribution Sensitivity Estimation and Its Applications
3	2019/3/21	Bimal Sinha	University of Maryland, Baltimore County	Statistical Analysis of Noise Multiplied Data Using Multiple Imputation
4	2019/3/28	Zhonghua Liu	University of Hong Kong	Large-Scale Mediation Effect Signal Detection in Genome-wide Epigenetic Studies
5	2019/3/28	Kun Kuang	Tsinghua University	Causal Inference and Stable Learning

			London School of	
6	2019/4/10	Qiwei Yao	Economics and Political Science	Estimation of Subgraph Densities in Noisy Networks
7	2019/4/18	Falong Tan	Hunan University	Adaptive-to-model checking for regressions with diverging number of predictors
8	2019/4/25	Xinyu Zhang	Chinese Academy of Sciences	Parsimonious Model Averaging with a Diverging Number of Parameters
		Wing		
9	2019/5/9	Hung Wong	Stanford University	The joint analysis of bulk and single cell genomics data
10	2019/5/16	Liping Zhu	Renmin University of China	A PROJECTIVE APPROACH TO CONDITIONAL INDEPENDENCE TEST FOR DEPENDENT PROCESSES
11	2019/5/23	Chanying Li	the Key Laboratory of Systems and Control, CAS	Feedback limitations in nonlinear discrete-time control
12	2019/5/23	Yi Zhou	Peking University	One-Child Policy, Marriage Distortion and Welfare Loss
13	2019/5/24	Fang Fang	East China Normal University	An Asympto

26	2019/11/7	Ye Chen	Capital University of Economics and Business	Common Bubble Detection in Large-Dimensional Financial Systems
27	2019/11/14	Leonardo T. Rolla	NYU Shanghai	Local and Global Behavior of the Subcritical Contact Process
28	2019/11/28	Christina Wang	NYU Shanghai	Estimating and Forecasting Volatility using Leverage Effect
29	2019/11/28	wang qiyang	The University of Sydney	Nonlinear regression with nonstationarity and heteroscedasticity
30	2019/12/26			Analysis of censored family data under biased sampling and its efficient two-phase design



17	&			2	3	1-12	30	
18				2	3	1-12	30	
19	&	î		2	3	1-12	30	
20	MBA			2	3.8	1-9	50	
21	MBA			1	3	13-15	50	
22	MBA			2	30	10	80	
23	EMBA						46	
24	EMBA						45	
25	EMBA						59	
26	EMBA						51	
27	ExEd							
28	ExEd							

2

19

16

3

2

4

MBA

4

BA

3

35

1

2

2

J-




6				3	3	1-16	100	
7				3	3	1-16	70	
8	&	Regression Analysis in Management Research		2	3	1-12	30	
9	&			2	3	1-12	30	
10	BA	R		2	6	1-6	50	
11	BA			2	6	8-13	50	
12	BA			2	6	8-13	50	
13	MBA			2	3.8	0-9	65	
14	MBA			2	3.8	0-9	65	
15	MBA			2	3.8	0-9	65	
16	MBA	Data Analysis and Statistical Decision-making	R	2	4	1-9	50	Chen Songxi

2

7 2 19 5 9 8 19

1



1	4 15	2019	60



2019

2

1	1	7	1	7		Wharton School of the University of Pennsylvania
2	1	12	1	31		University of Nebraska - Lincoln
3	2	7	2	18	John Bryant	Statistics New Zealand
4	2	17	2	19	Ao Wang	Center for Research in Economics and Statistics
5	2	18	4	12		ence
6	2	18	4	12		
7	3	14	3	15	Yijie Peng	Peking University
8	3	14	3	14		Wharton School of the University of Pennsylvania
9	3	21	3	22	Bimal Sinha	University of Maryland, Baltimore County
10	3	28	3	29	Zhonghua Liu	University of Hong Kong
11	3	28	3	8 29	Kun Kuang	Tsinghua University
12	4	1	4	26		London School of Economics and Political Science



UCLA



41	8	27	7	1		
42	6	28	8	4		
43	7	2	7	5		Uni versi ty of Connecti cut
44	7	8	7	11		Uni versi ty of Nebraska - Li ncol n
45	8	3	8	20		London School of Economi cs and Pol i ti cal Sci ence
46	8	11	8	12		
47	8	11	8	14	! zrfey E	Templ e Uni versi ty / nvi 16 Hong Kong
48	9	2	9	8		
49	9	5	9	6	Ti mothy Hi ggi ns	the Austral ian National Uni versi ty
50	9	24	9	25		
51	9	26	9	27		
52	10	24	10	25		
53	10	25	11	5		
54	11	6	11	7		
55	11	12	11	13		
56	11	13	11	15	Leonardo T. Rol la	NYU Shanghai
57	11	15	11	18		
58	11	28	11	29	Chri sti na Dan Vang	NYU Shanghai
59	11	28	11	29	Q i yi ng Vang	The Uni versi ty of Sydney
60	11	29	11	30		
61	12	6	12	8		

T, s t n a

